



RENO™
LIGHTING



RENO-SENSOR-MW-H

• Model shown R71002

Features & Benefits

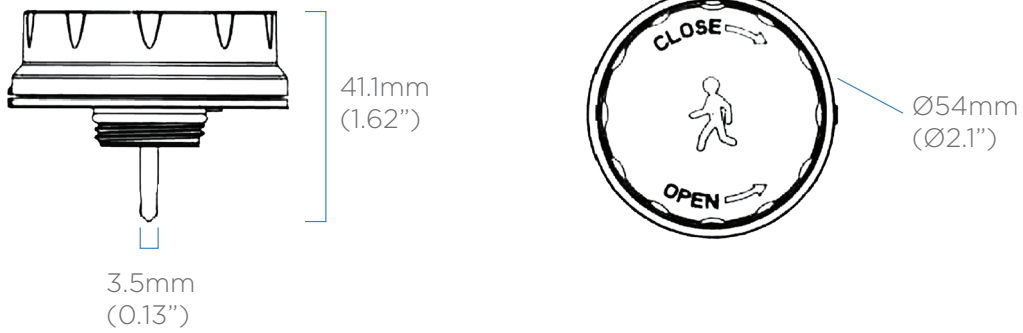
- Microwave sensor head, 12VDC powered, remote control.
- Bi-level dimming, daylight threshold and dusk/down function.
- With Audio Jack, suitable for UFO highbay application.
- With UL certification.
- 5.85GHz Frequency which avoids interference with WiFi signals



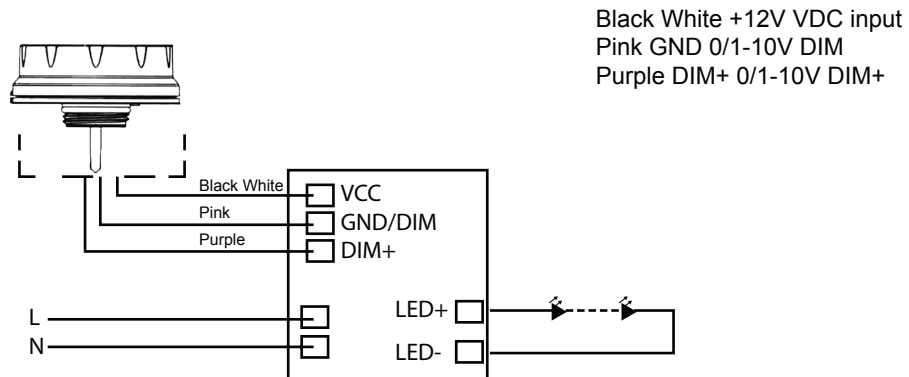
Parameters

Model NO.		RENO-SENSOR-MW-H
MICROWAVE INFORMATION	Frequency	5.8GHz±75MHz
	Microwave Power	<0.3mW
	Installation Height	12m/39ft Max.
	Detection Distance	≥3m/9ft
	Warranty	5 Years
SENSOR PARAMETER	Detection Area	25%/50%/75%/100%
	Holdtime	5s/30s/1min/3min/5min/10min/20min/30min
	Daylight Threshold	Disable/ 2lux/ 10lux/ 30lux/ 50lux/ 80lux/ 120lux
	Standby Dimming Level	10%/20%/30%/50%
	Standby Period	0s/10s/30s/1min/5min/10min/30min/60min+∞
	Dusk/Dawn Sensing/Photocell	Daylight threshold as 30lux/ 50lux/ 80lux/ 120lux Standby period as +∞; Standby dimming level as 10%/20%/30%
INPUT	Default Program	Detection Area - 100% Holdtime - 5s Daylight Threshold - disable Standby Period - 0s Standby Dimming Level - 10%
	Control	Standard Partner HD05R, the LCD screen display remote (purchase seperately)
	Input Range	12 VDC
	Voltage Range	10-15VDC
	Current	≥30mA
OUTPUT	Signal	DIM 0-10V
	Connection	12VDC input/ Black & White wire; DIM=/Purple wire; DIM-/ Pink wire
	Stand-by Power	30mA Power Consumption
ENVIRONMENT	Working Temp	-20°C+60°C
	Storage Temp	-40°C+80°C Humidity: 85% (non-condensation)
CERTIFICATE & STANDARDS	Certification	UL (E529048)
	Environmental Requirements	In accordance with CE RoHS
	IP Rating	IP65
PACKAGE	Silk-Printing	Lasering
	Packing Description	1pc/white netural box
	Qty/ctn(pcs)	120
	Net Weight/pcs (kg)	0.05
	Gross Weight/CTN (kg)	11
	Carton Size (cm)	40*30*25

Dimensions Unit mm

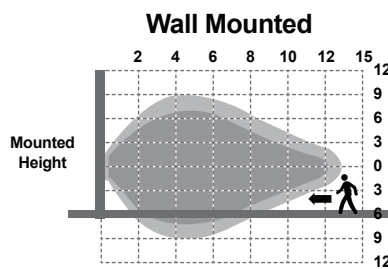
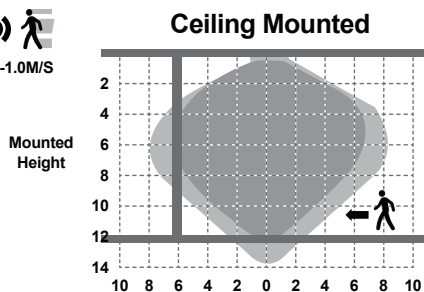


Wiring Diagram



Detection Coverage

0.5-1.0M/S



RENO-SENSOR-MW-H
 Highest mounting height is 12m

This figure indicates the maximum distance at the highest mounting height with 100% sensitivity.

- Well Detected Area
- Possibly Detected Area

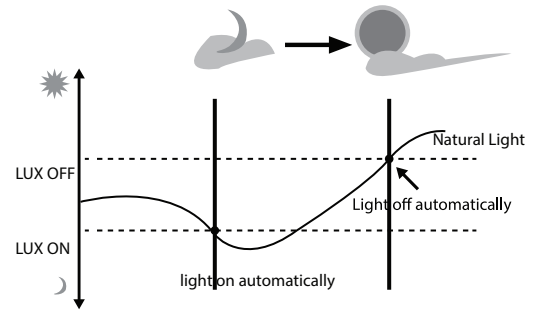
Performance

Dusk/Down function


RENO-SENSOR-MW-H is able to differentiate artificial light brightness from natural light after installed inside the fixture, and automatically turns off light when ambient brightness exceeds preset lux level.

Precondition of Dusk/Dawn function:

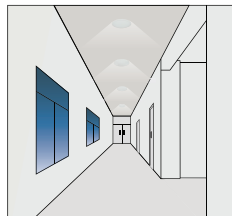
1. Standby period is $+\infty$;
2. Standby dimming level is on 10%, 20% or 30%
3. Daylight threshold is on 30lux/50lux/80lux/120lux



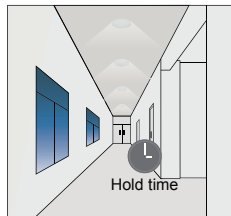
1. With Dusk/Dawn function



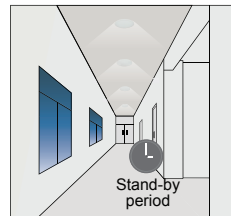
With insufficient ambient brightness, sensor turns on light and keeps it at standby dimming level even if there is no motion or presence.




When sensor detects motion or presence it will bring the light level up to 100%.



After motion is longer detected, fixture remains at 100% for hold.




After pre-set hold time period it will dim light to standby dimming level again and always keep it.

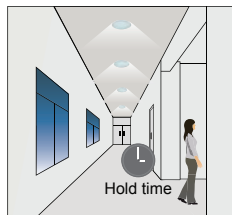


With sufficient ambient brightness, sensor will turn OFF light automatically.


2. With Daylight disabled



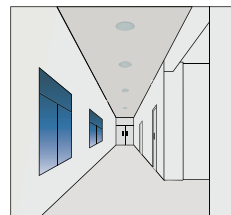
Sensor turns ON light when motion.



Sensor keeps for a hold time period after motion leave.




Sensor dims light to standby dimming level after hold time if there is still no motion.




Sensor turns OFF light after standby period.

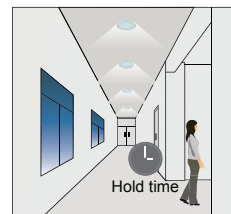
3. With Daylight threshold



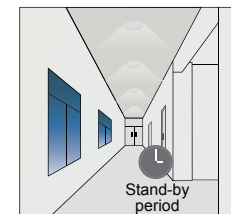
With sufficient daylight, the sensor keeps light OFF even motion gets detected.



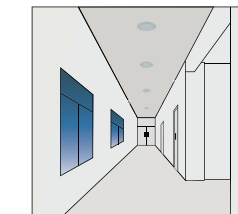
With insufficient daylight, the sensor turns light ON when motion gets detected.



After there's no-motion detected, the sensor keeps light ON 100% for holdtime.



After holdtime, sensor dims light to standby period. If the standby period has been set as 0s, sensor turns light OFF automatically after holdtime.



The sensor turns OFF light automatically after the standby period when there's no motion detected.

Performance con't



Attention

1. The sensor should be installed by a qualified electrician and ensure power is OFF before installation.
2. Please read the instructions carefully before using product and keep it for other users to read any time.
3. We reserve the right to modify any incorrect text, image and technical parameters.
4. Any unauthorized modification is forbidden. Otherwise all guarantees will be immediately void.
5. Product could be optimized without prior notice.

APPLICATION NOTES

1. Suitable for indoor application, half/completely outdoor environment conditions might be captured as moving signals to trigger the sensor
2. Suitable for ceiling mount installation, adjusts sensitivity property if it's installed on side-wall because it gets more sensitive.
3. Adjust sensitivity property when the sensor is applied in small/narrow/metal-built/with metal spaces.
4. Microwave sensor can't be placed under/inside metal shell; Microwave module must directly face the detection area with edge lower than light fixture.
5. Keep the sensor away from vibration equipments, air-conditioning outlets, smoke extractors, or alike conditions to avoid unwanted trigger.
6. Keep the sensor module away from AC input and DC output to avoid high/low frequency signal interference.
7. At least 2m/6.5ft distance between microwave sensors; 1.5m/4.9ft between the sensor and other wireless devices such as routers to avoid possible radio interference.
8. Daylight testing delivered in bright daylight without shadow or especially designed lampshade or less.
9. Dimming performance differs when connected to different drivers; If the driver can't completely turn OFF, sensor can't either.
10. Input power voltage must be stable with float less than 10%.
11. The first time powered ON sensor, light will be ON 100% for about 165cm in open area as reference, the result differs by size and speed of moving object, mounting height and real life situation.
12. Distance detection is delivered by testing person about 165cm in open area as reference, the result differs by size and speed of moving objects, mounting height and real life situation.