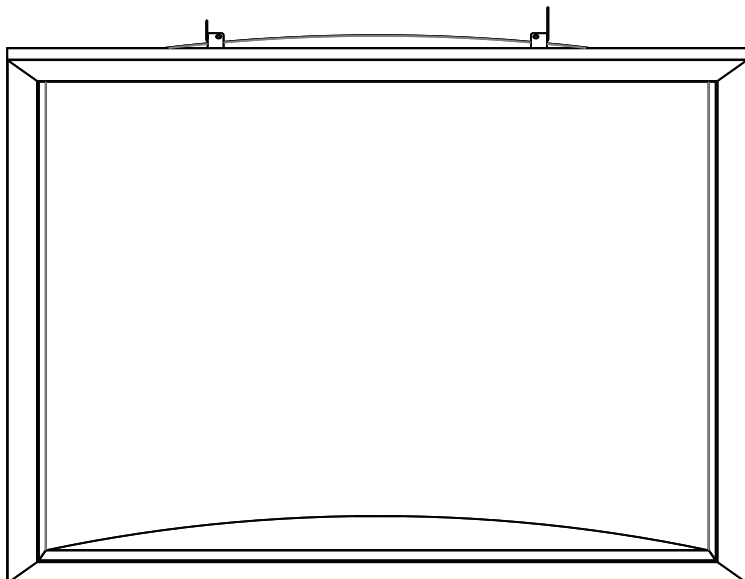


Date:	Project Name:
Type:	Part Number:

Architectural Indirect Panel Installation



Included Parts

Instruction manual x1

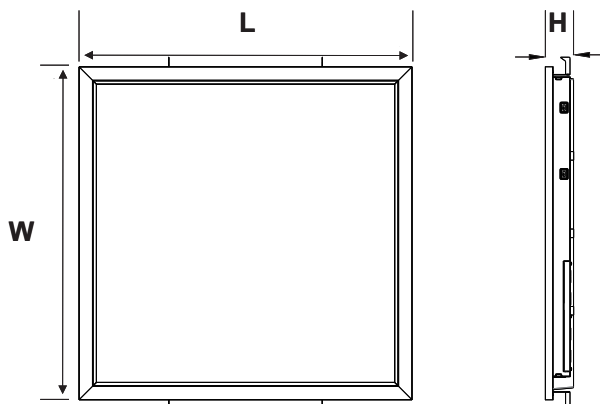
Safety Information

CAUTION! Risk Of Electric Shock

Turn off all power prior to installation by switching off circuit breaker or removing fuse at fuse box.

- This product should be installed by a fully certified electrician in accordance with relevant federal, state and local building and electrical codes

Size



SIZE	L X W X H (mm)	L X W X H (Inch)
American Size		
2FT X 2 FT	602 X 602 X 50 mm	23.7 X 23.7 X 1.97"
1FT X 4 FT	302 X 1212 X 50 mm	11.9 X 47.7 X 1.97"
2FT X 4 FT	602 X 1212 X 50 mm	23.7 X 47.7 X 1.97"



RENOTM
LIGHTING

Date:

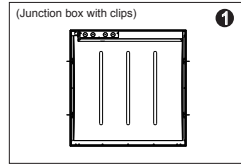
Project Name:

Type:

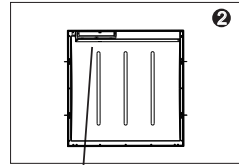
Part Number:

Wiring

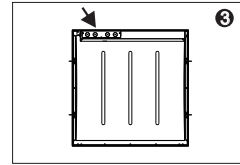
● 0-10V dimming



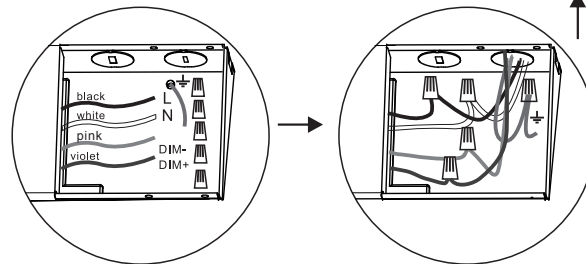
1. Open the junction box



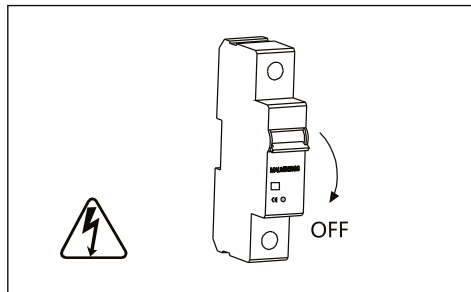
2. Wiring



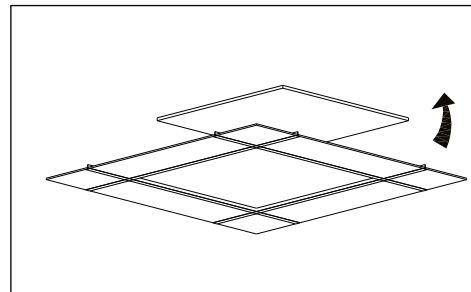
3. Close the junction box plate



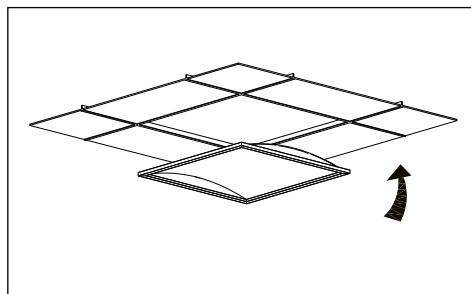
Recessed



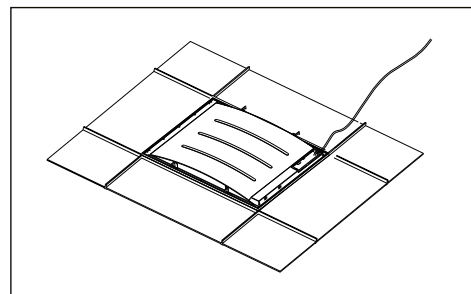
1. Turn electricity off.



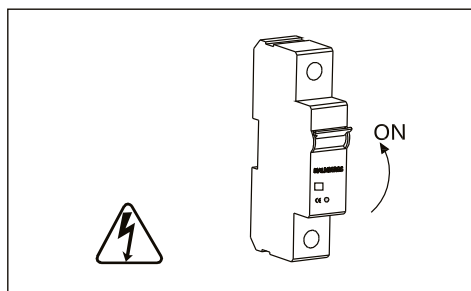
2. Removing the plate on T-bar ceiling.



3. Place the panel light on T-bar ceiling and adjust its position.



4. Connect lamp and driver by quick connectors



5. Turn electricity on.



905-604-4666



info@renolighting.com



www.renolighting.com

Date:	Project Name:
Type:	Part Number:

Notes

1. Indoor lighting only.
2. Before installation, ensure the LED panel is not damaged.
3. Don't stare at the LED luminous surface for long time.
4. Keep away from children, and ensure working electrical apparatus inaccessible to them.
5. No packages accessible to children, because they might be choked for playing, or eating the small accessories.
6. No covering, be away from fire or high-temperature substance.
7. Manufacturer reserves the right to offer no replacement or warranty to the led panels disassembled or repaired by users themselves.
8. Cut off power before cleaning the panels with dry cloth, use no chemical or corrosive substance.
9. Cut off power before installation.
10. The light source of this luminaire is not replaceable; when the light source reaches its end of life the whole luminaire shall be replaced.