



FIXTURE MOUNTED STANDALONE SENSORS




POWERFUL CONTROLS MADE SIMPLE

STANDALONE SENSORS
ENGINEERED FOR EVERY APPLICATION



Introducing our latest collection of Standalone Sensors – the perfect solution for simplifying energy management and enhancing lighting control in any space. Designed for ease of installation and seamless operation, these sensors provide reliable, independent functionality. Whether you're looking to optimize energy usage in a single room or ensure precise lighting control in a small facility, our standalone sensors offer flexibility, cost-effectiveness, and peace of mind.

A SENSOR FOR EVERY APPLICATION



PHOTOCELL
Reacts to Light
No Radio Interference



PIR
Line of Sight
No Radio Interference



Detection Radius: up to 20 ft

Max.
Installation
Height:
39 ft

MICROWAVE
No Line of Sight
Radio Interference



Detection Radius: up to 20 ft

Max.
Installation
Height:
50 ft

EXTENDED PIR
Line of Sight
No Radio Interference




Detection Radius: up to 20 ft

Max.
Installation
Height:
50 ft

COMMON APPLICATIONS



OFFICES & COMMERCIAL




RESTROOMS & HALLWAYS



STAIRWELLS & STORAGE



WAREHOUSES & INDUSTRIAL



PERIMETER & PATH LIGHTING

CHOOSE YOUR TYPE OF CONTROL




R72003

PIR ON/OFF Sensor (Hardwired)
120-347V
ON/OFF
Installation Height: up to 39 ft
Detection Radius: up to 20 ft



R74002

PIR "L" Adaptor Sensor (Hardwired)
12VDC
Bi-Level Dimming, Daylight
Installation Height: up to 39 ft
Detection Radius: up to 20 ft



R74004

PIR Sensor (3.5 mm Jack)
12VDC
Bi-Level Dimming, Daylight
Harvesting, Dusk/Dawn
Installation Height: up to 50 ft
Detection Radius: up to 20 ft



R74001

PIR Sensor (QuickConnect)
12VDC
Bi-Level Dimming, Daylight
Harvesting, Dusk/Dawn
Installation Height: up to 13 ft
Detection Radius: up to 20 ft



R71002

Microwave Sensor (3.5 mm Jack)
12VDC
Bi-Level Dimming, Daylight
Harvesting, Dusk/Dawn
Installation Height: up to 50 ft
Detection Radius: up to 20 ft



R72001

Photocell (3.5 mm Jack)
12VDC
ON/OFF




R72002

Photocell (Zhaga Socket)
12VDC
ON/OFF



R59101

Photocell (QuickConnect)
12VDC
ON/OFF



R75101

Universal Sensor Adaptor
100-347V input / 12V output
IP65
Hardwire from fixture to connect
3.5 mm Jack sensor



R72004

Photocell (NEMA 3-Pin)
100-480V AC
ON/OFF



R73005

Programming Remote
For programming standalone sensors
Without LCD screen display
One remote required per site



R73002

Programming Remote
For programming standalone sensors
With LCD screen display
One remote required per site

WHY STANDALONE SENSORS?

Cost-Effective, with typically lower installation costs

Fewer Dependencies without having to rely on external networks or outages

Simplicity, easier to install and configure without the need for an overarching control system or extensive wiring

Ideal for small or isolated applications where a networked solution may not be necessary



Fixture Mounted **STANDALONE SENSORS**



905-604-4666
info@renolighting.com
www.renolighting.com



9133 Leslie St. #120
Richmond Hill, ON
L4B 4N1 Canada