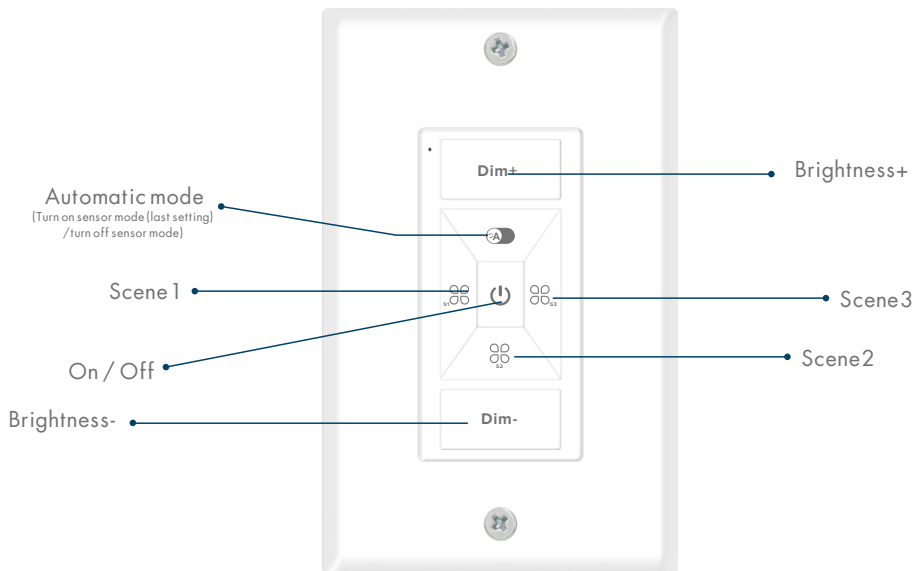




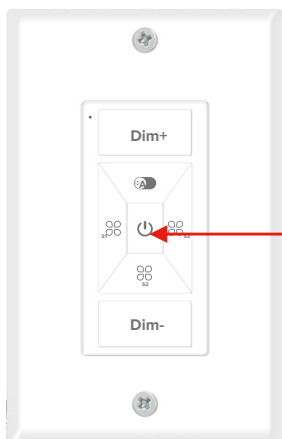
# RENO SMART

## Smart Switch/Remote Control Kit

### Installation



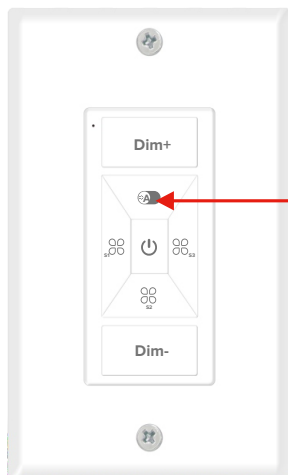
### Pairing and Reset



## Reset

Press ON/OFF for 8 seconds to clear the current network and return to the initial settings, it will flick 4 times to response.

## Pairing and Reset



### Pairing Reset

Press "A" automatic mode for 8 seconds to enter the network pairing mode, it will flick 20 times to response

After the APP searched the controller and add it in, press "A" automatic mode again for 8 seconds to activate the device, the controller will flick 20 times to response